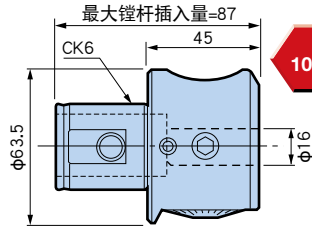


中心内冷

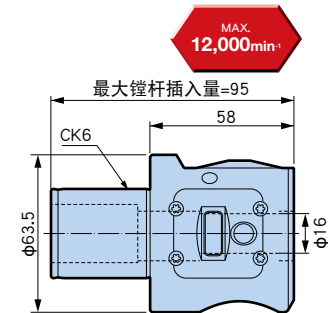
EWN2-50 / EWD2-54 / EWB2-50 (小径镗系列)

备有多种镗杆，对应各种小径深孔加工。



MAX.
10,000min⁻¹

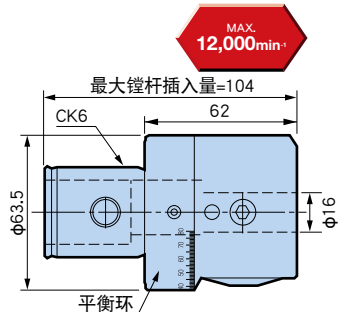
对应镗头 EWN2-50CK6
行程 0~4.5mm



MAX.
12,000min⁻¹

对应镗头 EWD2-54CK6
行程 -0.5~2.5mm

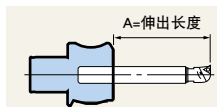
※中心内冷时的压力请控制在4MPa以下。



MAX.
12,000min⁻¹

对应镗头 EWB2-50CK6
行程 0~4.5mm

高速用



请严格遵守伸出长度范围和最大镗杆插入量。超出范围使用可能会发生镗头破损或镗杆脱落的情况。

※型号中带“W”的硬质合金镗杆、镗杆的 为硬质合金制。



A85





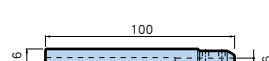
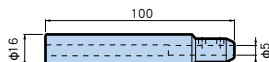
A91

关于基础柄请参阅A71

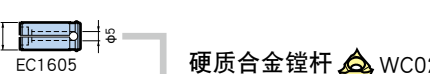
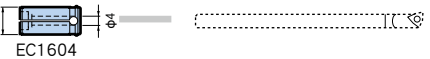
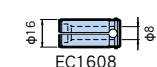
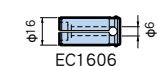
直筒夹套



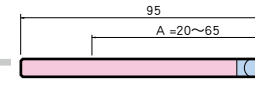
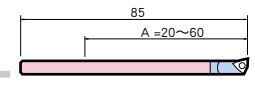
侧固式连接杆



直筒夹套



硬质合金镗杆 WC02

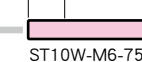
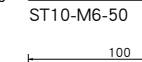
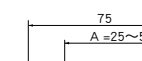
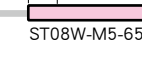

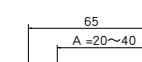


极小径用整体式镗杆 8种 (A60)

●接入侧固型连接杆

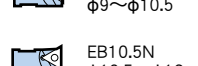
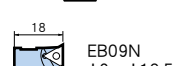
●接入直筒夹套 φ1~φ9

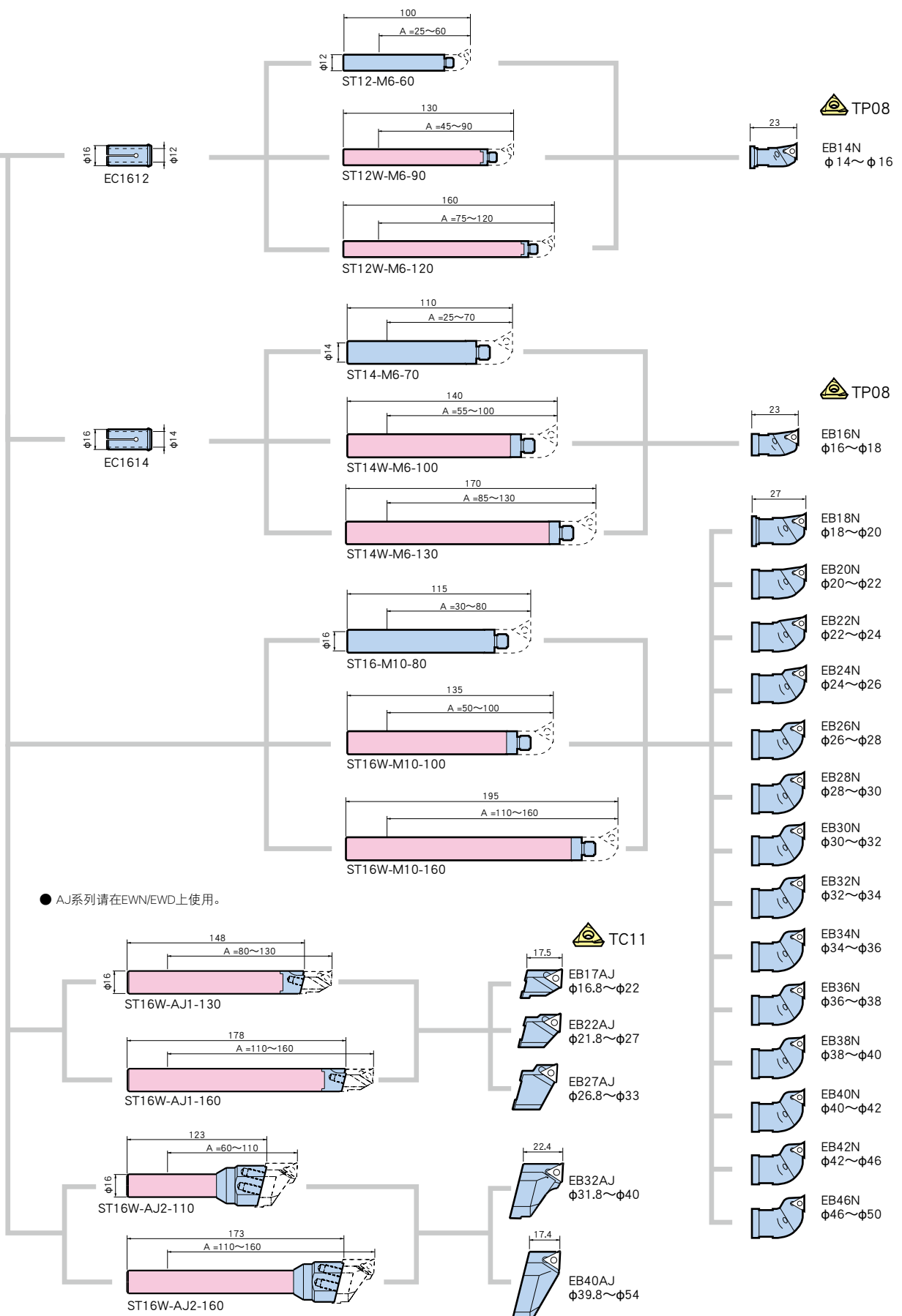
镗杆



小镗头

TP08





※型号中带“W”的硬质合金镗杆、镗杆的 为硬质合金制。

A85~A86 A91

关于基础柄请参阅A71